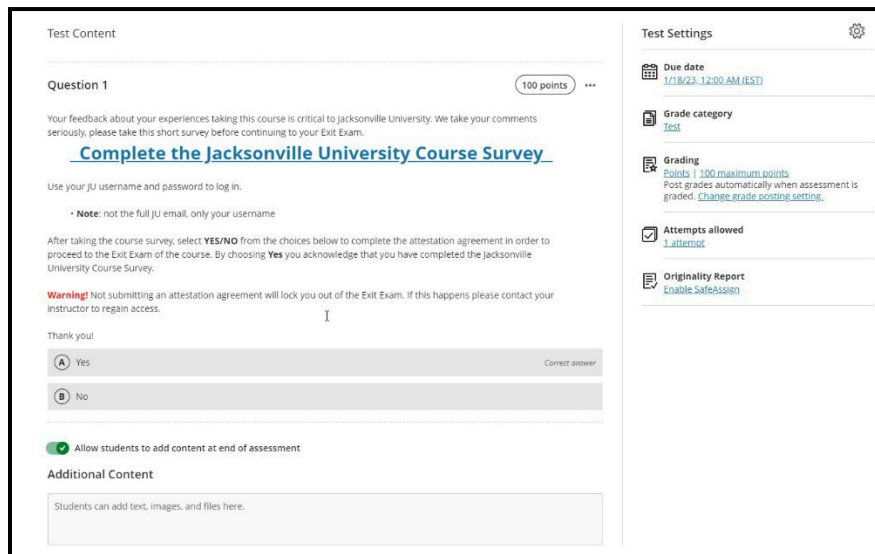
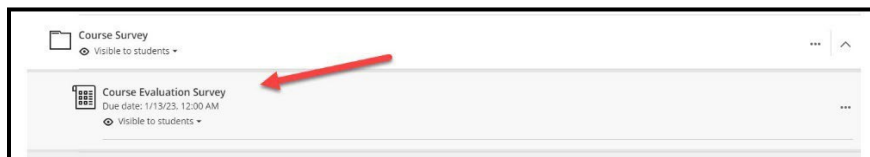




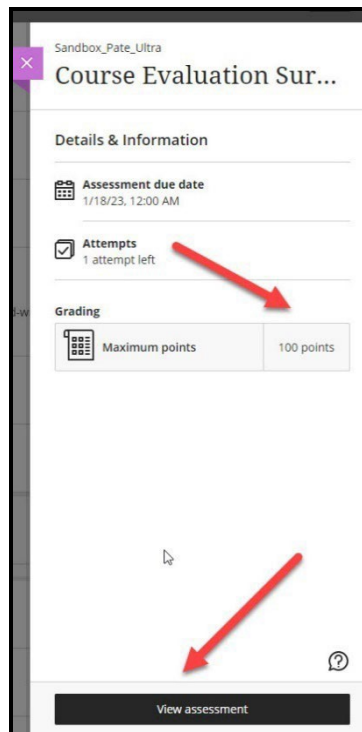
Setting Up Surveys with An Adaptive Release

Setting up the Survey

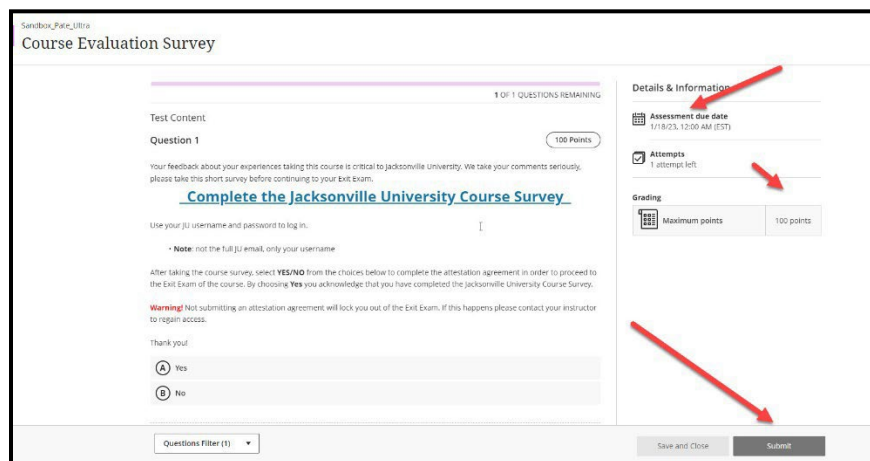
When it comes to collecting course data from students it sometimes becomes necessary to lock out content until a survey/assignment has been completed by the student. In the **Course Survey** example, it is built like a test but is not usually added to the grade book as a graded assignment. Some instructors add an overall point value to entice the student to take a survey when data collection is necessary. In this case the survey is scored as a 100-point assessment, but not calculated in the GPA. Both surveys, assignments, and assessment components work the same way when setting up an **Adaptive Release** to restrict access.



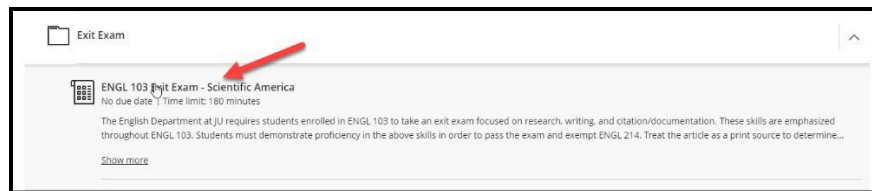
The survey should be built with a **Yes/No** or **True/False** attestation to allow for immediate grading once the survey is complete. As mentioned before the grading is not included in the **Total Points Column** in the grade book unless the instructor wants to include the points for participation.



Once the student clicks the **Course Survey/Course Evaluation Survey**, the assessment value and due date appears. The student will choose **View Assessment** to begin.



The **Course Survey** is set up just like an assessment and requires input from the student when completed before the assignment/exam that is being restricted will open. In the example above, the survey has been created with the link in blue. The link is active and once complete will require the student to select **Yes** or **No** and submit. The grading will be automatic to release the **Exit Exam** example.

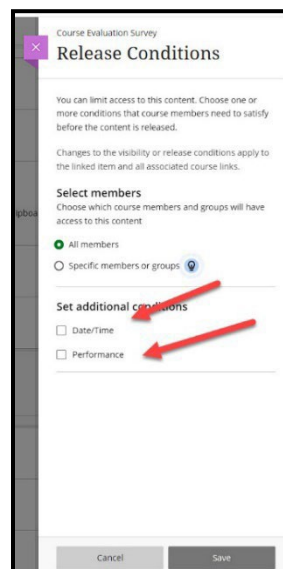


Since the original **Course Survey** was worth 100 points, and the submission was complete, the **Exit Exam** example link will now open allowing the student to take the exam. Details on creating a release condition are found below. The release condition should be applied once the survey is built and the assessment or assignment has been added to the Blackboard class.

Adaptive Release



Always remember the **Release Conditions** is the same as the adaptive release found in Blackboard Learn. The naming conventions are a bit different. On the assessment or assignment being released you will select the down arrow under the title to access the menu and proceed to **Release Conditions**. A right-side menu will appear and you will keep **All Members** selected, unless you are releasing to select group of students. Then you will have 2 options. **Date/Time** for a generic show/hide option or **Performance**. The **Performance** options allow you to stipulate the completion of an assessment/assignment.





Set additional conditions

Date/Time

Show on

Date Time

Hide after

Date Time

Set additional conditions

Date/Time

Performance

Graded item

Choose a graded item

When will content appear?

Choose if you want the content to appear **before** course members meet the release conditions

Show

All course members can see this item in the content list, but they can't open it until all release conditions are met

Hide

Hidden items don't appear in the content list until conditions are met

Cancel Save

Once the **Performance** option is chosen a menu will appear to choose the graded item that needs to be completed prior to the exam link going live. In this case it is the **Course Survey**.

Set additional conditions

Date/Time

Performance

Graded item

Choose a graded item

Section Quiz 4 (**Webcam**) - Req...

Syllabus Quiz WT (**Webcam**) - P...

Practice setting up Responses (**W...

Course Evaluation Survey

Show

All course members can see this item in the content list, but they can't open it until all release conditions are met

Hide

Hidden items don't appear in the content list until conditions are met

Cancel Save



Set additional conditions

Date/Time

Performance

Graded item

Course Evaluation Survey

Grade requirement

Grade requirement / 100 points

When will content appear?

Choose if you want the content to appear **before** course members meet the release conditions

Show
All course members can see this item in the content list, but they can't open it until all release conditions are met.

Hide
Hidden items don't appear in the content list until conditions are met.

Cancel Save

Once selected, the point value will appear to the right of the assignment. This point value was determined when the survey assessment was created.

When will content appear?

Choose if you want the content to appear **before** course members meet the release conditions

Show
All course members can see this item in the content list, but they can't open it until all release conditions are met.

Hide
Hidden items don't appear in the content list until conditions are met.

Cancel Save

By selecting **Show** the content folder will be available, but exam link will not be clickable to initiate the exam example. If **Hide** is selected the **Content Folder** will not appear in the content menu until the **Course Evaluation** has been completed.

* [Video Link - Adaptive Release in Blackboard Ultra](#)