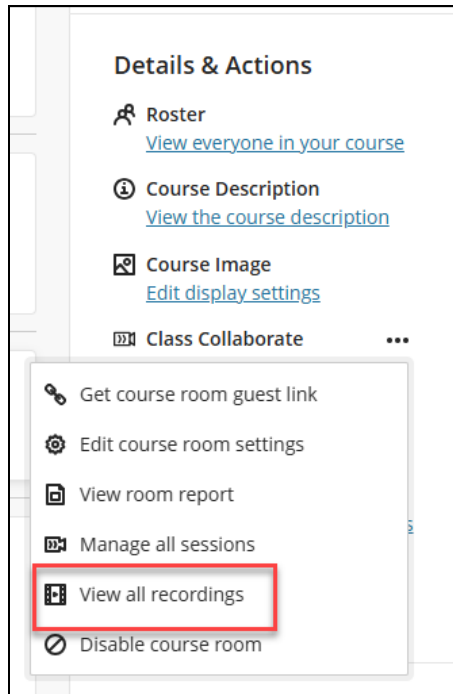


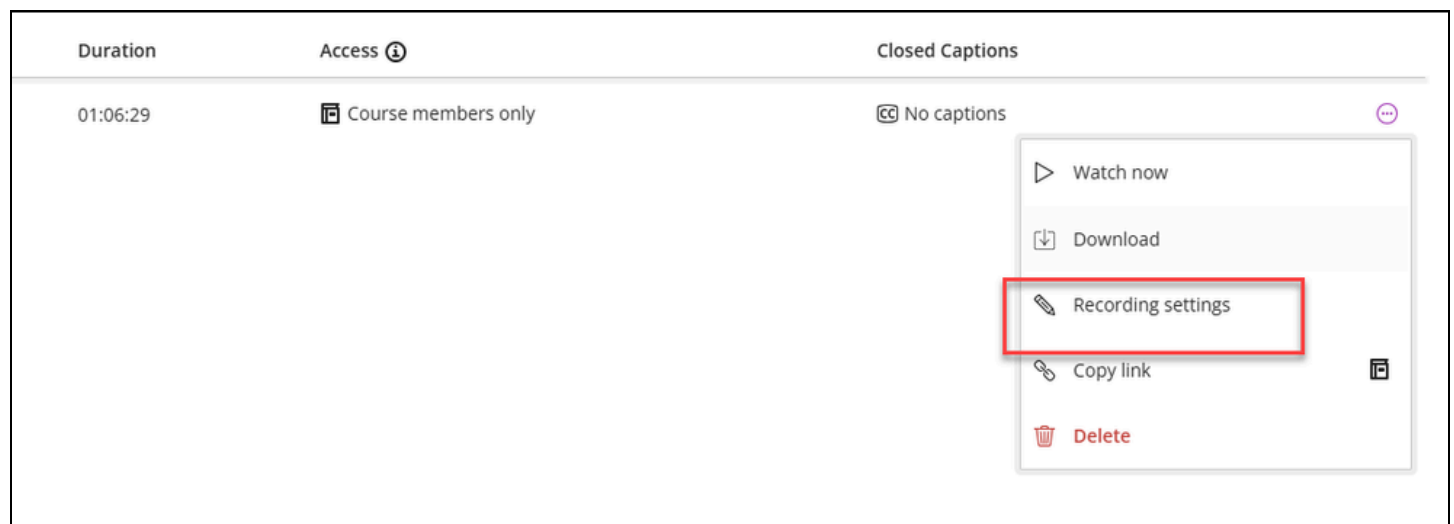
Collaborate Captioning

Collaborate can generate captions for your recorded sessions automatically.

First, navigate to your recordings by selecting the three dots (...) next to Class Collaborate and choosing **View all recordings**.



Next, choose a recording, press the three dots to the right-hand side of the row, and enter **Recording settings**.




Lastly, select the **Create auto-caption** feature.

Details & Information

* Recording name

recording_1|

Access

 Course members only

Closed Captions

Create a computer generated auto-caption or upload your own caption file source.

Video Text Tracks (VTT) and SubRip Subtitle (SRT) files are supported.

[Download example file](#)

☒ Enable captions

 [Create auto-caption](#)

English only

 [Upload/Overwrite captions](#)