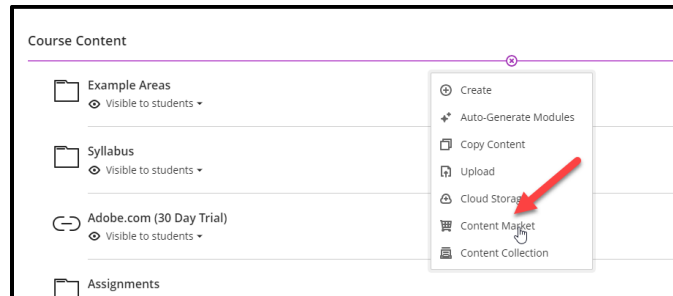





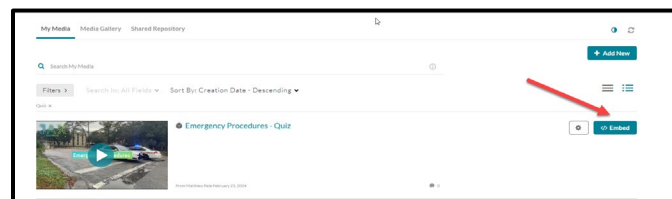
Embedding and Assigning the Created Video Quiz in the Folder or Learning Module



Now that the video has been created and is in your **Kaltura Media**, you will need to embed the video within the class structure. Click the + sign at the location of where you would like the quiz placed and choose **Content Market**.



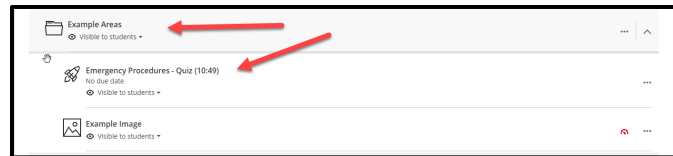
Choose **InVideoQuiz**.



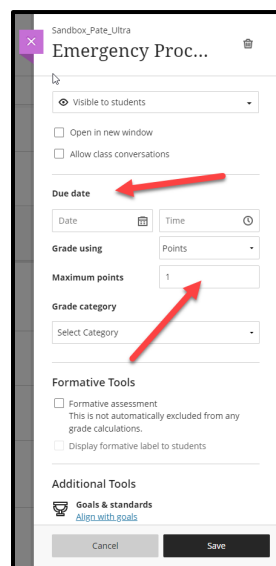
This will bring up your available video. Find the quiz you just created and choose **Embed**.



This will place the video at the location in which you have chosen the + sign.



Now you can drag the quiz to the appropriate **Folder** or **Learning Module**.



Once placed, you can edit the dates, and grading policies. All changes made will be reflected in the gradebook as noted in the example below.

Digital Composi...	Emergency Proc...
100 points	100 points
0 Graded 0 Posted	0 Graded 0 Posted

The points were adjusted on the quiz.