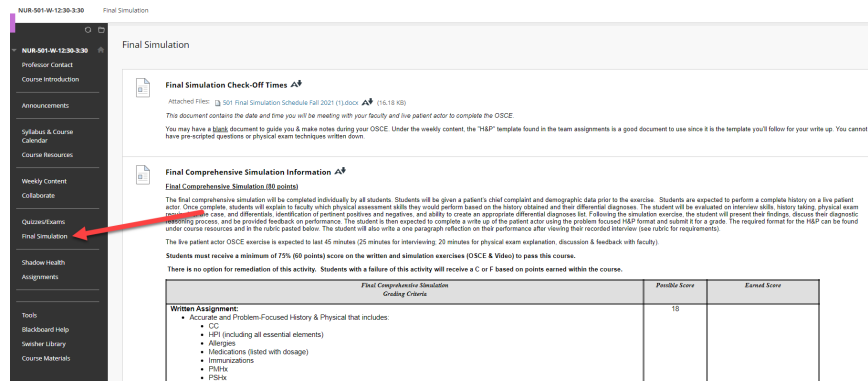


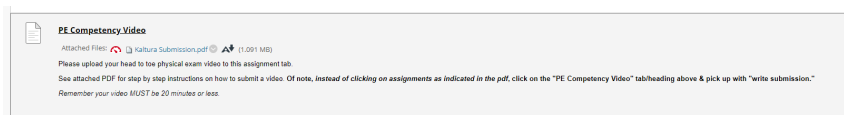


## UPLOADING A VIDEO FOR AN ASSIGNMENT

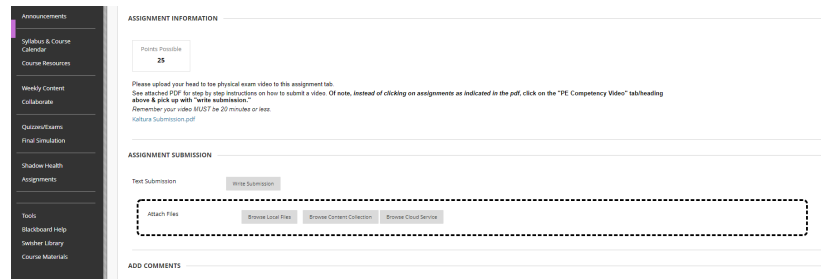
Step 1: Choose the menu item on the left course menu that has the video upload assignment module.



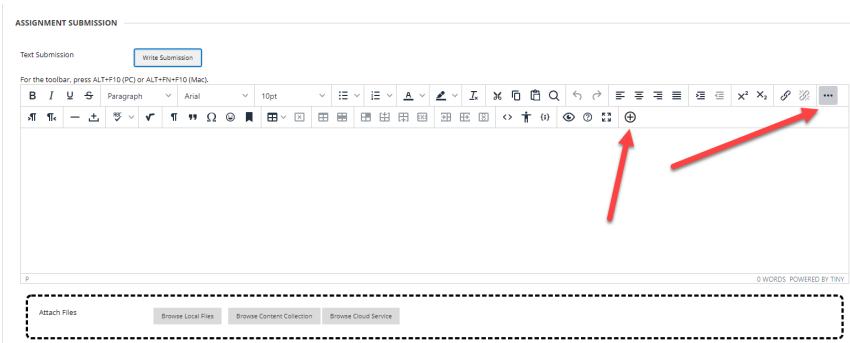
Step 2: Choose the module title.



Step 3: In the assignment submission area you will choose the **Write Submission** button.

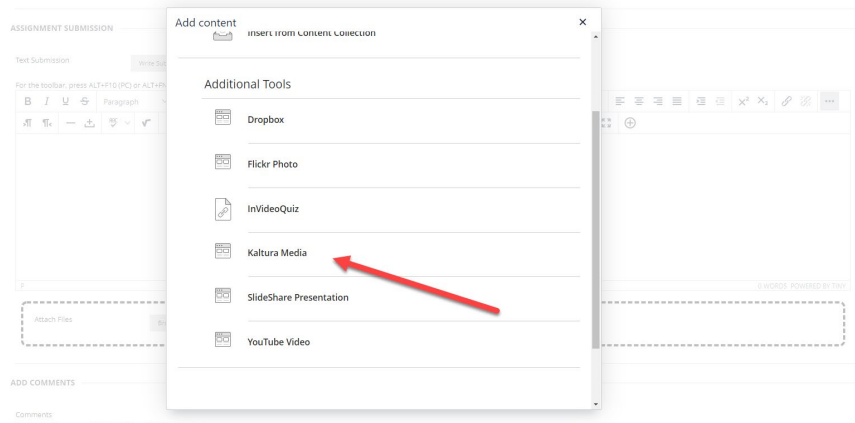


Step 4: Once the **Assignment Submission** window opens, choose the 3 ellipses to gain the full set of functions. You will then choose the + sign to open the menu of options needed to upload the video.

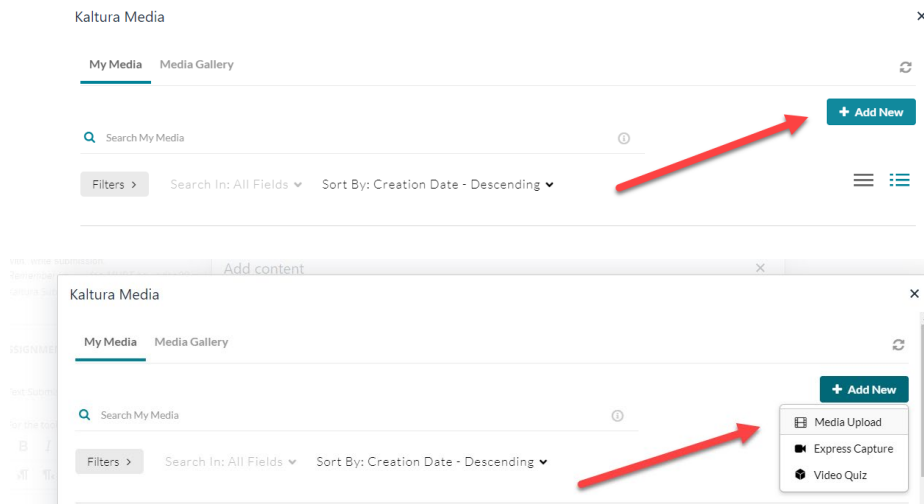




Step 5: With the media type window now open, you will choose the **Kaltura Media** option.

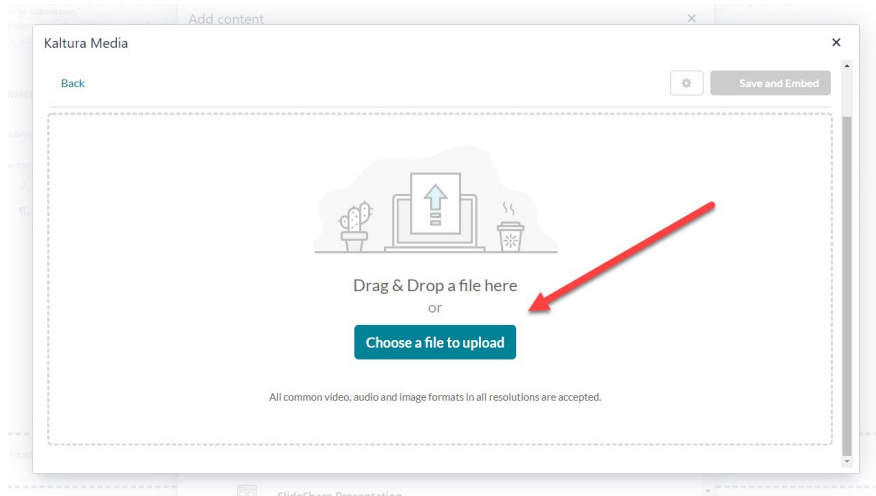


Step 6: Choose the **Add New** button / **Media Upload** button.

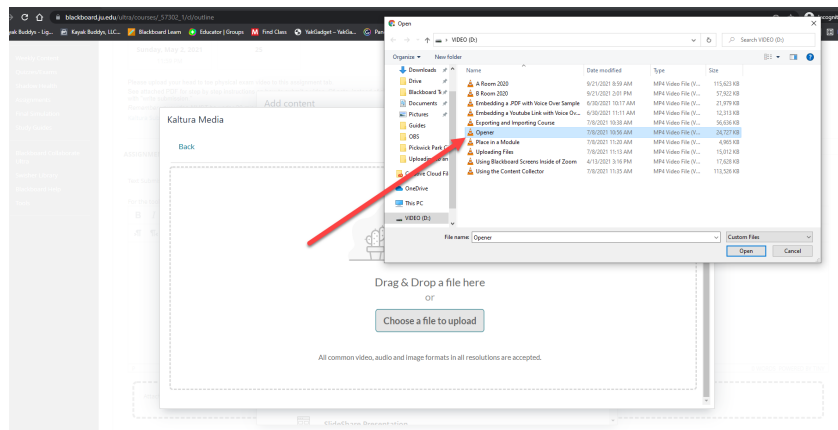




Step 7: **Choose a file to upload** button and then locate your media file.

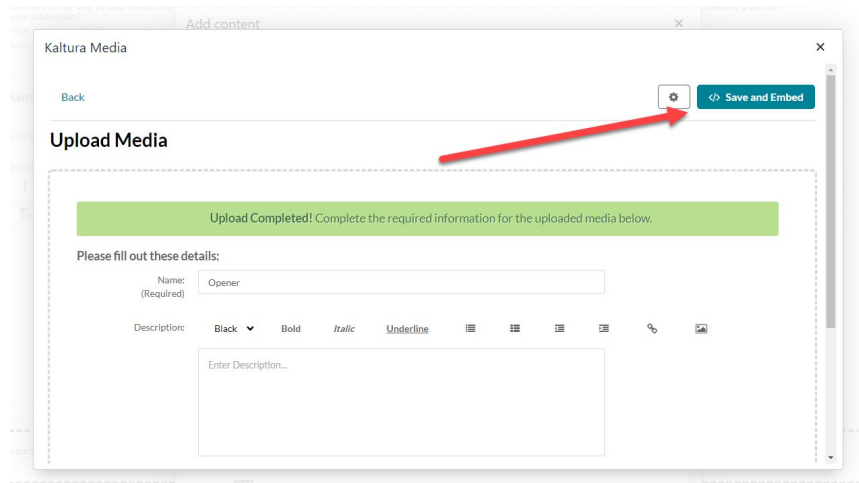


Step 8: After triggering the **Open** window to appear, browse for your .mp4 or .mov file to upload. Please make sure the file is located and double-clicked.

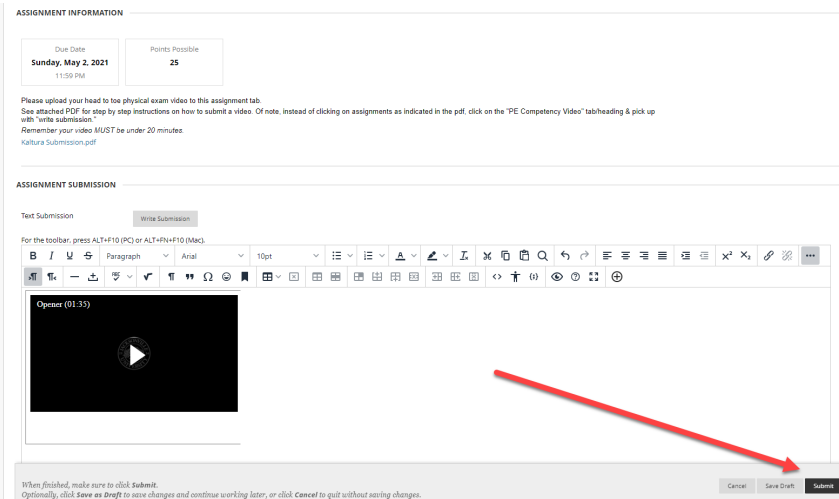




Step 8: Once it completes the upload process, choose **Save and Embed**.



Step 9: You will then finalize your upload by clicking submit.





Step 10: After this final step, you should see the viewer opening and a successful submission screen appear at the top.

The screenshot shows a Blackboard interface for a course titled "NUR-501-F-8-30-11:30". The page is titled "Review Submission History: PE Competency Video". A purple notification banner at the top states: "Success! Your submission appears on this page. The submission confirmation number is a91eef77-a990-4e5c-a837-b7e64b7f025. Copy and save this number as proof of your submission. View all of your submission receipts in My Grades." A red arrow points to this confirmation number. Below the notification, there is a section for "Assignment Instructions" which contains a video player titled "Opener (01:35)". To the right, the "Assignment Details" panel shows a grade of "/25" for the "LAST GRADED ATTEMPT" and a submission entry for "ATTEMPT (LATE)" dated "10/28/21 1:19 PM" with a score of "/25". The submission is labeled "Submission Text".