



Using Hypothesis with JSTOR

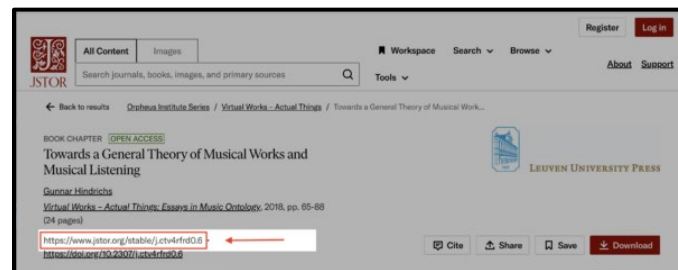
Hypothesis is pleased to be able to offer our integration with **JSTOR**. Instructors at participating schools are now able to create Hypothesis assignments in their LMS using documents from JSTOR's extensive collection of texts and ebooks.

Who is this guide for?

- This guide is for instructors using the Hypothesis LMS app who want to create assignments from JSTOR texts.

1) Find and copy the Stable URL of the article you will be assigning from JSTOR.org

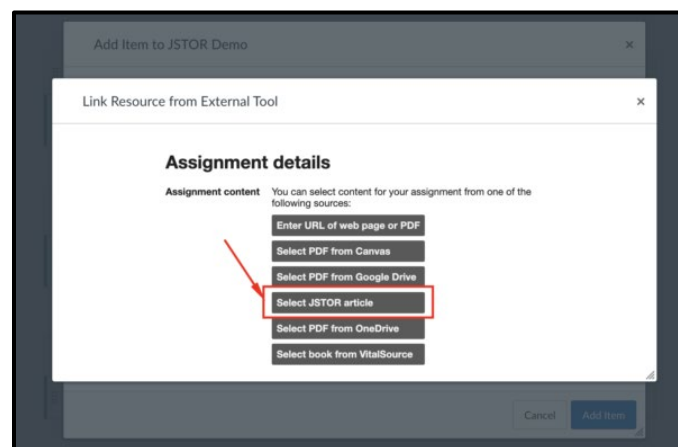
The stable URL is listed as part of the content metadata section of the page, usually under the title, author, and journal information.



2) Create a Hypothesis-enabled assignment in your course

JSTOR integrates with any of **our supported Learning Management Systems**. Here's how to **create Hypothesis-enabled readings** for your course.

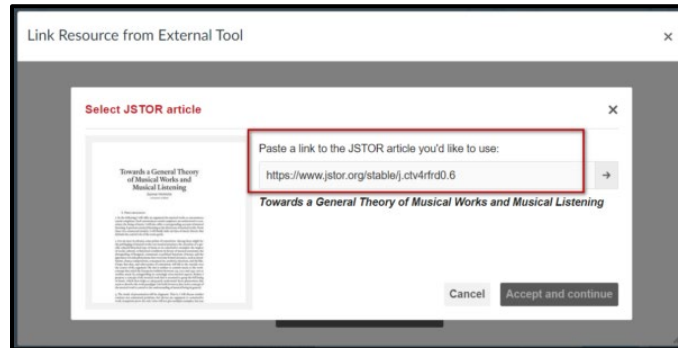
3) Select the JSTOR article option in the Hypothesis picker during the assignment creation process



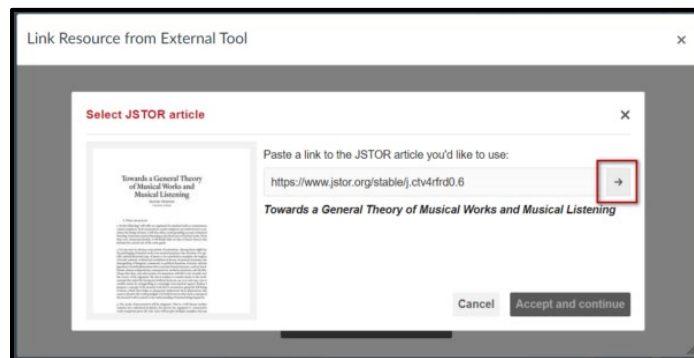


4) Paste the Stable URL From JSTOR when prompted by your LMS

Inserting the Stable URL into the pop-up window will give you a preview of the content and verify that your institution has access to the content.



5) Click the arrow to finalize the selection of the JSTOR content for the assignment



6) Accept JSTOR's Terms of Use

Click on the "Accept and continue" button once you have agreed to [JSTOR's Terms and Conditions of Use](#).